

ISOBLOW PROFI PLUS

The ISOBlow Profi is an extremely high-performance blowing machine for the installation of cellulose installation, soft wood fibre, glass wool and rock wool besides other approved loose and free flowing insulation material.

The insulation is loosened twice: first by the four large shredder shafts in the hopper and then by three small shredder shafts immediately above the airlock.

A high-power turbine ensures high air flow, is remarkably robust and requires little maintenance. The turbine is sup-

ported by two high-power blowers that can be switched on as required and are controlled via radio remote controls. ISOblow Profi is operated, together with the material and air flow, via ISOCELL's radio remote control – practical and time-saving.

In addition the material volume can also be regulated via an electronic slide-gate above the airlock (rough setting). The two optional blowers can be increased to 750 m³/h air flow.

HIGH AIR FLOW – FAST INSTALLATION



Florian Fluck,
Blumberg

I have relied on ISOblow blow-in technology for years now. A short while ago I exchanged my ISOblow Profi for a new ISOblow Profi Plus. The main reason for the change was that we now frequently need to install wood fibre. The two additional blowers in Profi Plus are ideal for this purpose: the blowing effect is more uniform due to the air flow. Besides, I am approx. 20% - 30° faster when installing wood fibre.

HOPPER

An ideal feature of ISOblow Profi Plus are the many fine settings that are possible and are only fully appreciated when 'special applications' are called for:

When spraying on acoustic ceilings I am able to set the machine very precisely. This gives a regular and optically appealing surface.

Robert Mayer, Applications Engineer ISOCELL



clear controls on the control box



ISOCELL radio remote control:
simple, cable-free operation



Every drive controlled with its own frequency
converter




For special applications the blower's standard parameters, such as speed of airlock, shredders and auxiliary shredders can be changed.

Electronic slide-gate




Robust sack tray with dust protection,
full width usable




Extension with fold-down lid
for dust reduction



Strong shredder mechanism
ensures optimum loosening



Turbine vibration-damped, low-noise
and powerful



Increased efficiency with optimized suction lines

Accessible auxiliary shredder mechanism
for easy maintenance and trouble-shooting



ALL ADVANTAGES AT A GLANCE

- large hopper with four shredder shafts; the hopper is available with a lid for dust reduction
- simple filling via loading flap
- hopper is detachable
- 5-chamber airlock with abrasion-resistant rubber seals. No loss of pressure – minimum wear-and-tear
- 5-step VTG turbine – very high air input and low-noise
- flap valve protects the turbine from backflow
- operation is easy via radio remote control
- Material flow controlled in two ways: via electronic slide-gate (stepless) and radio remote controlst
- shredder speed regulated on switchbox
- 4 frequency converters guarantee a high degree of safety, flexibility- and ergonomic friendliness
- a booster station can be connected
- ventilated airlock
- can be transported with a manual pallet lift, can be lifted from all 4 sides
- 400 V 3-phase power – constantly high performance
- suction possible in combination with ISOCELL suction bin
- ease of maintenance due to ergonomically friendly design
- securing rings for fastening machine

TECHNICAL DATA

Dimensions (LxBxH):	103 x 125 x 178 cm with extension / 82cm without extension
Weight:	470 kg
Hopper: (removable) Filling height	100 x 120 x 120 cm (1440 l = 8 sacks ISOCELL) 125 cm
Motor:	1 x 0,55 kW, 2 x 1,1 kW
Turbine/Blower:	5,5 kW + 2 x 1,7 kW Blower
Total performance:	approx. 11,6 kW (8,25 kW + 3,4 kW)
Air output:	approx. 480 mbar blow pressure (max) / 380m³ air volume / h (max) + 360 m³ / h
Electrical connection:	400 V / 50 Hz, 16A (3-phase current) + 1 x 230 V, 16 A
Hose connection:	3 " (76 mm)
Controls:	ISOCELL radio remote control ISOCELL radio remote unit with cord
Output:	
loose blow:	approx 1600 kg / h
dense blow:	up to approx. 1000 kg / h
Roof:	up to 50 cm thick insulation
Wall:	up to 40 cm thick insulation
Output data based on cellulose insulation	